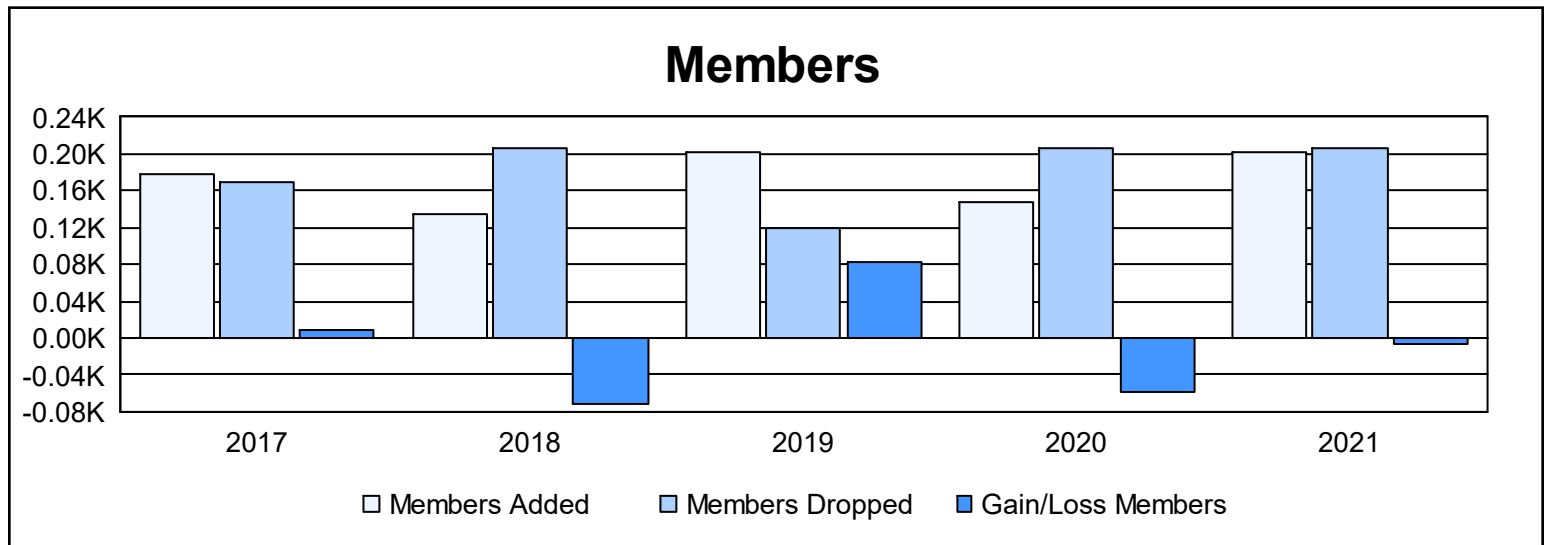
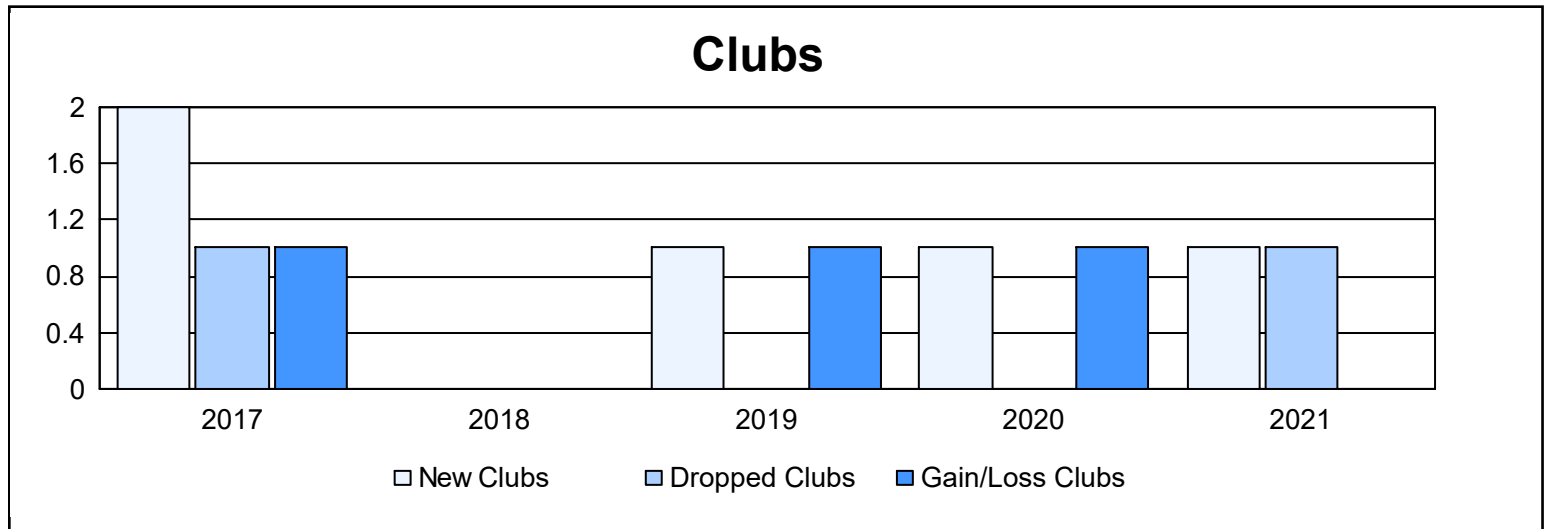
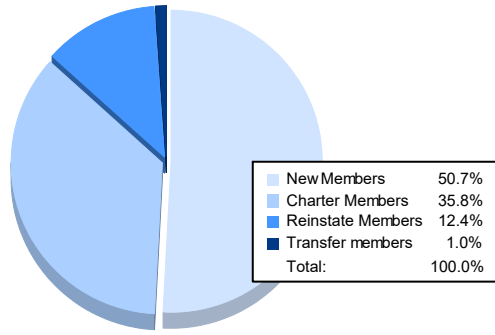


| Year | New Clubs | Dropped Clubs | Gain/Loss Clubs | New Members | Charter Members | Reinstate Members | Transfer Members | Total Member Added | Total Members Dropped | Gain/Loss Members |
|----------------|-----------|---------------|-----------------|-------------|-----------------|-------------------|------------------|--------------------|-----------------------|-------------------|
| 2016-2017 | 2 | 1 | 1 | 112 | 53 | 3 | 11 | 179 | 170 | 9 |
| 2017-2018 | 0 | 0 | 0 | 116 | 4 | 8 | 7 | 135 | 207 | -72 |
| 2018-2019 | 1 | 0 | 1 | 174 | 22 | 4 | 1 | 201 | 119 | 82 |
| 2019-2020 | 1 | 0 | 1 | 109 | 24 | 6 | 8 | 147 | 206 | -59 |
| 2020-2021 | 1 | 1 | 0 | 102 | 72 | 25 | 2 | 201 | 207 | -6 |
| Average | 1 | 0 | 1 | 123 | 35 | 9 | 6 | 173 | 182 | -9 |



Membership Composition June 2021 Cumulative



Gender Composition June 2021 Cumulative

